


## Aluminum Single Point Load Cell



### FEATURES

- Capacities 0.3 - 3kg
- Aluminum construction
- Single point 200 x 200mm platform
- IP66 protection
- Total error better than 0.0067% of R.O.
- OIML approved

### OPTIONAL FEATURE

- Capacity 200g at 0.8mV/V

### DESCRIPTION

Model 1004 is a very low capacity, very high precision single point load cell designed for direct mounting in low capacity scales and precision balances.

This load cell is suitable for applications including jewellery scales, analytical balances, medical equipment, medical and pharmaceutical research and low level force measurement.

The model 1004 offers up to 30000 divisions short term precision at stable

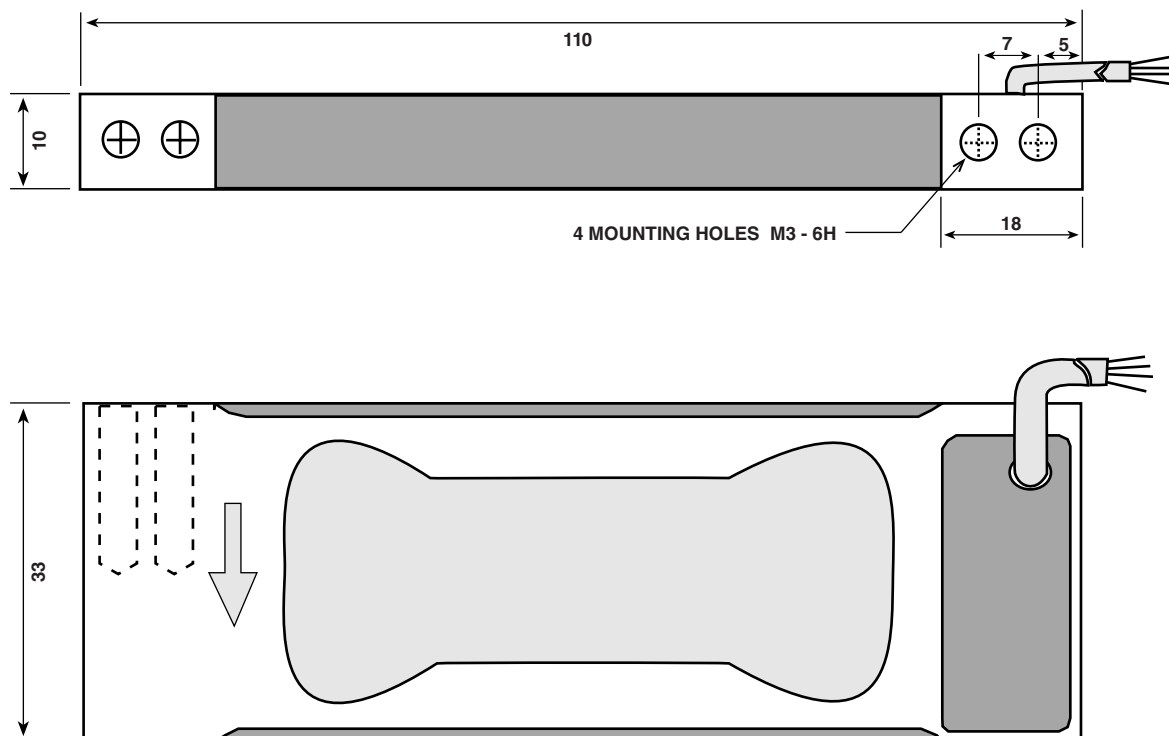
room temperature. A special two-stage humidity resistant protective coating assures long term reliability.

An overload protection device can be easily included in the application design. A threaded hole is provided in the loading end of the load cell for this purpose.

### APPLICATIONS

- Low capacity scales
- Precision scales
- Jewelry scales
- Pharmaceutical scales

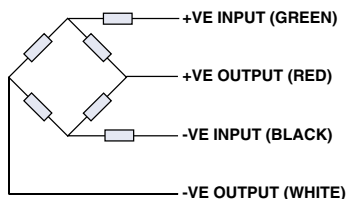
### OUTLINE DIMENSIONS in millimeters



## SPECIFICATIONS

PARAMETER	VALUE			UNIT
	GW	JW	C3	
Accuracy class				
Rated capacity-R.C. ( $E_{max}$ )	0.3, 0.6, 1.5, 3			kg
Rated output-R.O.	0.9			mV/V
Rated output tolerance	0.1			±mV/V
Zero balance	0.045			+mV/V
Zero Return, 2 minutes	0.0100	0.0033		±% of applied load
Zero Return, 30 minutes			0.017	±% of applied load
Total Error (per OIML R60)	0.0100	0.0067	0.02	±% of rated output
Temperature effect on zero	0.0040		0.004	±% of rated output/°C
Temperature effect on output	0.0020		0.001	±% of load/°C
Eccentric loading error	0.0033			±% of rated load/cm
Temp. range, compensated	+5 to +40			°C
Temp. range, safe	-3 to +70			°C
Maximum safe central overload	150			% of R.C.
Ultimate central overload	250			% of R.C.
Excitation, recommended	10			Vdc or Vac rms
Excitation, maximum	15			Vdc or Vac rms
Input impedance	415±20			Ohms
Output impedance	350±3			Ohms
Insulation resistance	>2000			Mega-Ohms
Cable length	0.4			m
Cable type	4 wire, PVC, spiral shield			
Construction	Aluminum			
Environmental protection	IP66			
Platform size (max)	200 x 200			mm
Recommended torque	2.0			N*m

WIRING SCHEMATIC DIAGRAM  
(Balanced bridge configuration)



## VISHAY TRANSDUCERS (VT) SALES OFFICES

**VT Americas**  
City of Industry, CA  
PH: +1-626-858-8899  
FAX: +1-626-332-3418  
vt.us@vishaymg.com

**VT Netherlands**  
Breda  
PH: +31-76-548-0700  
FAX: +31-76-541-2854  
vt.nl@vishaymg.com

**VMG UK**  
Basingstoke  
PH: +44-125-646-2131  
FAX: +44-125-647-1441  
vt.uk@vishaymg.com

**VMG Israel**  
Netanya  
PH: +972-9-863-8888  
FAX: +972-9-863-8800  
vt.il@vishaymg.com

**VMG Germany**  
Heilbronn  
PH: +49-7131-3901-260  
FAX: +49-7131-3901-2666  
vt.de@vishaymg.com

**VT China**  
Tianjin  
PH: +86-22-2835-3503  
FAX: +86-22-2835-7261  
vt.prc@vishaymg.com

**VMG France**  
Chartres  
PH: +33-2-37-33-31-20  
FAX: +33-2-37-33-31-29  
vt.fr@vishaymg.com

**VT Taiwan\***  
Taipei  
PH: +886-2-2696-0168  
FAX: +886-2-2696-4965  
vt.roc@vishaymg.com  
\*Asia except China



## Disclaimer

All product specifications and data are subject to change without notice.

Vishay Intertechnology, Inc., its affiliates, agents, and employees, and all persons acting on its or their behalf (collectively, "Vishay"), disclaim any and all liability for any errors, inaccuracies or incompleteness contained herein or in any other disclosure relating to any product.

Vishay disclaims any and all liability arising out of the use or application of any product described herein or of any information provided herein to the maximum extent permitted by law. The product specifications do not expand or otherwise modify Vishay's terms and conditions of purchase, including but not limited to the warranty expressed therein, which apply to these products.

No license, express or implied, by estoppel or otherwise, to any intellectual property rights is granted by this document or by any conduct of Vishay.

The products shown herein are not designed for use in medical, life-saving, or life-sustaining applications unless otherwise expressly indicated. Customers using or selling Vishay products not expressly indicated for use in such applications do so entirely at their own risk and agree to fully indemnify Vishay for any damages arising or resulting from such use or sale. Please contact authorized Vishay personnel to obtain written terms and conditions regarding products designed for such applications.

Product names and markings noted herein may be trademarks of their respective owners.